

Smt. Narsamma Hirraya Shaikshanik Trusts  
**Arts, Commerce and Science College, Kiran Nagar, Amravati**

**PO, PSO and CO Attainment Analysis**

(For the Session: 2014-15, 2015-16, 2016-17, 2017-18, 2018-19 and 2019-20)

Programme Outcome (PO), Programme Specific Outcomes (PSOs) and Course Outcomes (COs) of Various Programmes are measured through the performance in curricular and co-curricular activities of the students. Depending on the nature of the course taken, some of the methods employed for measuring the attainment level of Programme Outcomes of the students are as below:

- Performance of the students in the internal examinations
- Performance of students in university examinations
- Performance in the practical examinations
- Viva-Voce
- Projects
- Seminar
- Assignments
- Group discussion
- Study tours
- Participation in class activities

Beside this, students are assessed continuously based on their regularity, their receptiveness, participation in class discussions, participation in co-curricular and extracurricular activities and the overall quality of their conduct. Based on these parameters the scale is designed and used to analyze the attainments. PO attainments are analysed for the session 2016-17, 2017-18, 2018-19 and 2019-20. PSO attainments are analysed for the session 2014-15, 2015-16, 2016-17, 2017-18, 2018-19 and 2019-20. CO attainments are analysed for the session 2014-15, 2015-16, 2016-17, 2017-18, 2018- 19 and 2019-20.

The details are as under:

**Programme Outcome Attainment**

**2016-17**

**Introduction:**

Programme outcomes of Various Programmes are measured through the performance in curricular and co-curricular activities of the students.

Depending on the nature of the course taken, some of the methods employed for measuring the attainment level of Programme Outcomes of the students are as below

- Performance of the students in the internal examinations
- Performance of students in university examinations
- Performance in the practical examinations
- Viva-Voce
- Projects
- Seminar
- Assignments
- Group discussion
- Study tours
- Participation in class activities

Beside this, students are assessed continuously based on their regularity, their receptiveness, participation in class discussions, participation in co-curricular and extracurricular activities and the overall quality of their conduct.

Based on the above parameters the Scale used to analyze the attainment of Program outcomes is as under

• **Bachelor of Arts and Bachelor of Science with respect to Aggregate Percentage at Final Year**

- 65-100 Acquired Utmost Ability
- 55-65 Acquired Maximum Ability
- 45-55 Acquired Moderate Ability
- 40-45 Acquired Minimum Ability
- Below 40 Acquired Poor Ability

- **Master of Science (Computer Science, Chemistry and Environmental Science)**  
**with respect to Aggregate CGPA at Final Year**

7-10 Acquired Utmost Ability

6-7 Acquired Maximum Ability

5-6 Acquired Moderate Ability

4-5 Acquired Minimum Ability

Below 4 Acquired Poor Ability

**Analysis:**

Sr. No.	Name of Programme	No. of Students Successfully Completed the Programme	Programme Outcome Attainment Level			
			% of Students Acquired Utmost Ability	% of Students Acquired Maximum Ability	% of Students Acquired Moderate Ability	% of Students Acquired Minimum Ability
1	Bachelor of Arts (B.A)	40	12.50	50.00	35.00	2.50
2	Bachelor of Science (B.Sc.)	47	36.17	57.45	4.25	2.13
3	Master of Science (Computer Science)	16	43.75	50.00	06.25	0.00
4	Master of Science (Chemistry)	11	18.19	36.36	45.45	0.00
5	Master of Science (Environmental Science)	15	40.00	33.33	26.67	0.00



**Principal (I/c)**  
**Arts, Commerce & Science College,**  
**Kiran Nagar, Amravati**

Smt. Narsamma Hirraya Shaikshanik Trusts  
**Arts, Commerce and Science College, Kiran Nagar, Amravati**

**Programme Outcome Attainment**

**2017-18**

**Introduction:**

Programme outcomes of Various Programmes are measured through the performance in curricular and co-curricular activities of the students.

Depending on the nature of the course taken some of the methods employed for measuring the attainment level of Programme Outcomes of the students are as below

- ☐ Performance of the students in the internal examinations
- ☐ Performance of students in university examinations
- ☐ Performance in the practical examinations
- ☐ Viva-Voce
- ☐ Projects
- ☐ Seminar
- ☐ Assignments
- ☐ Group discussion
- ☐ Study tours
- ☐ Participation in class activities

Beside this, students are assessed continuously based on their regularity, their receptiveness, participation in class discussions, participation in co-curricular and extracurricular activities and the overall quality of their conduct.

Based on the above parameters the Scale used to analyze the attainment of Program outcomes is as under

- **Bachelor of Arts and Bachelor of Science with respect to Aggregate Percentage at Final Year**

65-100 Acquired Utmost Ability  
55-65 Acquired Maximum Ability  
45-55 Acquired Moderate Ability  
40-45 Acquired Minimum Ability  
Below 40 Acquired Poor Ability

- **Master of Science (Computer Science, Chemistry and Environmental Science)**  
**with respect to Aggregate CGPA at Final Year**

7-10 Acquired Utmost Ability

6-7 Acquired Maximum Ability


5-6 Acquired Moderate Ability

4-5 Acquired Minimum Ability

Below 4 Acquired Poor Ability

**Analysis:**

Sr. No.	Name of Programme	No. of Students Successfully Completed the Programme	Programme Outcome Attainment Level			
			% of Students Acquired Utmost Ability	% of Students Acquired Maximum Ability	% of Students Acquired Moderate Ability	% of Students Acquired Minimum Ability
1	Bachelor of Arts (B.A)	17	5.88	35.30	53.00	5.88
2	Bachelor of Science (B.Sc.)	56	30.36	67.85	1.79	0.00
3	Master of Science (Computer Science)	11	18.18	63.64	18.18	0.00
4	Master of Science (Chemistry)	04	0.00	75.00	25.00	0.00
5	Master of Science (Environmental Science)	13	46.15	30.78	23.07	0.00

  
**Principal (I/c)**  
**Arts, Commerce & Science College,**  
**Kiran Nagar, Amravati**

Smt. Narsamma Hirraya Shaikshanik Trusts  
**Arts, Commerce and Science College, Kiran Nagar, Amravati**

**Programme Outcome Attainment**

**2018-19**

**Introduction:**

Programme outcomes of Various Programmes are measured through the performance in curricular and co-curricular activities of the students.

Depending on the nature of the course taken some of the methods employed for measuring the attainment level of Programme Outcomes of the students are as below

- Performance of the students in the internal examinations
- Performance of students in university examinations
- Performance in the practical examinations
- Viva-Voce
- Projects
- Seminar
- Assignments
- Group discussion
- Study tours
- Participation in class activities

Beside this, students are assessed continuously based on their regularity, their receptiveness, participation in class discussions, participation in co-curricular and extracurricular activities and the overall quality of their conduct.

Based on the above parameters the Scale used to analyze the attainment of Programme outcomes is as under

- **Bachelor of Arts and Bachelor of Science with respect to Aggregate Percentage at Final Year**

65-100 Acquired Utmost Ability  
55-65 Acquired Maximum Ability  
45-55 Acquired Moderate Ability  
40-45 Acquired Minimum Ability  
Below 40 Acquired Poor Ability

- **Master of Science (Computer Science, Chemistry and Environmental Science)**  
**with respect to Aggregate CGPA at Final Year**

7-10 Acquired Utmost Ability

6-7 Acquired Maximum Ability

5-6 Acquired Moderate Ability

4-5 Acquired Minimum Ability

Below 4 Acquired Poor Ability

**Analysis:**

Sr. No.	Name of Programme	No. of Students Successfully Completed the Programme	Programme Outcome Attainment Level			
			% of Students Acquired Utmost Ability	% of Students Acquired Maximum Ability	% of Students Acquired Moderate Ability	% of Students Acquired Minimum Ability
1	Bachelor of Arts (B.A)	30	3.33	36.66	50.00	10.00
2	Bachelor of Science (B.Sc.)	60	51.67	46.66	0.00	1.67
3	Master of Science (Computer Science)	11	18.18	81.82	0.00	0.00
4	Master of Science (Chemistry)	09	55.56	33.33	11.11	0.00
5	Master of Science (Environmental Science)	16	50.00	43.75	06.25	0.00



Smt. Narsamma Hirraya Shaikshanik Trusts  
**Smt. Narsamma Arts, Commerce and Science College,**  
**Kiran Nagar, Amravati**

**Programme Outcome Attainment**

**2019-2020**

**Introduction:**

Programme outcomes of Various Programmes are measured through the performance in curricular and co-curricular activities of the students.

Depending on the nature of the course taken some of the methods employed for measuring the attainment level of Programme Outcomes of the students are as below

- Performance of the students in the internal examinations
- Performance of students in university examinations
- Performance in the practical examinations
- Viva-Voce
- Projects
- Seminar
- Assignments
- Group discussion
- Study tours
- Participation in class activities

Beside this, students are assessed continuously based on their regularity, their receptiveness, participation in class discussions, participation in co-curricular and extracurricular activities and the overall quality of their conduct.

Based on the above parameters the Scale used to analyze the attainment of Programme outcomes is as under

➤ **Bachelor of Arts and Bachelor of Science with respect to Aggregate Percentage at Final Year**

- 65-100 Acquired Utmost Ability
- 55-65 Acquired Maximum Ability
- 45-55 Acquired Moderate Ability
- 40-45 Acquired Minimum Ability
- Below 40 Acquired Poor Ability

➤ **Master of Science (Computer Science, Chemistry and Environmental Science) with respect to Aggregate CGPA at Final Year**

7-10 Acquired Utmost Ability

6-7 Acquired Maximum Ability

5-6 Acquired Moderate Ability

4-5 Acquired Minimum Ability

Below 4 Acquired Poor Ability

**Analysis:**

Sr. No.	Name of Programme	No. of Students Successfully Completed the Programme	Programme Outcome Attainment Level			
			% of Students Acquired Utmost Ability	% of Students Acquired Maximum Ability	% of Students Acquired Moderate Ability	% of Students Acquired Minimum Ability
1	Bachelor of Arts (B.A)	42	69	31	Nil	Nil
2	Bachelor of Science (B.Sc.)	113	88.5	11.5	Nil	Nil
3	Master of Science (Computer Science)	16	62.5	37.5	Nil	Nil
4	Master of Science (Chemistry)	38	71	29	Nil	Nil
5	Master of Science (Environmental Science)	20	85	15	Nil	Nil
6	Master of Science (Mathematics)	30	46.66	43.34	10	Nil

Principal  
(Dr. R. S. Chaudhary)  
Arts, Commerce & Science College,  
Kiran Nagar, Amravati

Smt. Narsamma Hirraya Shaikshanik Trusts  
**Arts, Commerce and Science College, Kiran Nagar, Amravati**

**Program Specific Outcome Attainment**

**2014-15**

**Introduction:**

Program Specific outcomes of various programs are measured through the performance in curricular and co-curricular activities of the students.

Depending on the nature of the program, some of the methods employed for measuring the attainment level of Program Specific Outcomes of the students are as below

- Performance of the students in the internal examinations
- Performance of students in university examinations
- Performance in the practical examinations
- Viva-Voce
- Projects
- Seminar
- Assignments
- Group discussion
- Study tours
- Participation in class activities

Beside this, students are assessed continuously based on their regularity, their receptiveness, participation in class discussions, participation in co-curricular activities and the overall quality of their conduct.

Based on the above parameters the Scale used to analyze the attainment of Program Specific outcomes is as under

- **Bachelor of Arts and Bachelor of Science with respect to performance in the year-end Examination**

**Attainment Level 1:** 0-25% Students succeeded in the year end examination.

**Attainment Level 2:** 26-50% Students succeeded in the year end examination.

**Attainment Level 3:** 51-75% Students succeeded in the year end examination.

**Attainment Level 4:** 75-100% Students succeeded in the year end examination.

Based on the above parameters the attainment level of Program Specific outcomes of the program offered by the college is as under

Sr. No.	Name of Course	No. of Students Appeared for Examination	No. of Students succeeded in the year end Examination	Passed Percentage	Course Outcome Attainment Level
1	B.A. I	120	34	28.33	2
2	B.A.II	97	41	42.97	2
3	B.A.III	60	25	41.67	2
4	B.Sc. I	122	49	40.16	2
5	B.Sc. II	97	43	44.33	2
6	B.Sc. III	65	46	70.77	3
7	M.Sc. I Computer Sci	20	12	60.00	3
8	M.Sc. II Computer Sci	22	13	59.09	3
9	M.Sc. I Environmental Sci.	16	09	56.25	3
10	M.Sc. II Environmental Sci.	07	07	100.00	4
11	M.Sc. I Industrial Chemistry	21	09	42.86	2
12	M.Sc. II Industrial Chemistry	15	06	40.00	2



Principal  
**ARTS, COMMERCE AND SCIENCE COLLEGE**  
 Arts, Commerce & Science College  
**KIRAN NAGAR, AMRAVATI.**  
 Kiran Nagar, Amravati

Smt. Narsamma Hirraya Shaikshanik Trusts  
**Arts, Commerce and Science College, Kiran Nagar, Amravati**

**Program Specific Outcome Attainment**

**2015-16**

**Introduction:**

Program Specific outcomes of various programs are measured through the performance in curricular and co-curricular activities of the students.

Depending on the nature of the program, some of the methods employed for measuring the attainment level of Program Specific Outcomes of the students are as below

- Performance of the students in the internal examinations
- Performance of students in university examinations
- Performance in the practical examinations
- Viva-Voce
- Projects
- Seminar
- Assignments
- Group discussion
- Study tours
- Participation in class activities

Beside this, students are assessed continuously based on their regularity, their receptiveness, participation in class discussions, participation in co-curricular activities and the overall quality of their conduct.

Based on the above parameters the attainment level of Program Specific outcomes of the program offered by the college is as under

- **Bachelor of Arts and Bachelor of Science with respect to performance in the year-end Examination**

**Attainment Level 1:** 0-25% Students succeeded in the year end examination.

**Attainment Level 2:** 26-50% Students succeeded in the year end examination.

**Attainment Level 3:** 51-75% Students succeeded in the year end examination.

**Attainment Level 4:** 75-100% Students succeeded in the year end examination.

Based on the above parameters the attainment level of Program Specific outcomes of the courses taught in the college is as under

Sr. No.	Name of Course	No. of Students Appeared for Examination	No. of Students succeeded in the year end Examination	Passed Percentage	Course Outcome Attainment Level
1	B.A. I	105	24	22.86	1
2	B.A.II	92	42	45.65	2
3	B.A.III	68	31	45.59	2
4	B.Sc. I	128	45	35.94	2
5	B.Sc. II	116	48	41.38	2
6	B.Sc. III	82	57	69.51	3
7	M.Sc. I Computer Sci	22	08	36.36	2
8	M.Sc. II Computer Sci	17	13	76.47	4
9	M.Sc. I Environmental Sci.	21	18	85.71	4
10	M.Sc. II Environmental Sci.	15	14	93.33	4
11	M.Sc. I Industrial Chemistry	22	07	31.82	2
12	M.Sc. II Industrial Chemistry	13	09	69.23	3



**Principal (I/c)**  
**Arts, Commerce & Science College,**  
**Kiran Nagar, Amravati**

Smt. Narsamma Hirraya Shaikshanik Trusts  
**Arts, Commerce and Science College, Kiran Nagar, Amravati**

**Program Specific Outcome Attainment**

**2016-17**

**Introduction:**

Program Specific outcomes of various programs are measured through the performance in curricular and co-curricular activities of the students.

Depending on the nature of the program, some of the methods employed for measuring the attainment level of Program Specific Outcomes of the students are as below

- Performance of the students in the internal examinations
- Performance of students in university examinations
- Performance in the practical examinations
- Viva-Voce
- Projects
- Seminar
- Assignments
- Group discussion
- Study tours
- Participation in class activities

Beside this, students are assessed continuously based on their regularity, their receptiveness, participation in class discussions, participation in co-curricular activities and the overall quality of their conduct.

Based on the above parameters the Scale used to analyze the attainment of Program Specific outcomes is as under

- **Bachelor of Arts and Bachelor of Science with respect to performance in the year-end Examination**

**Attainment Level 1:** 0-25% Students succeeded in the year end examination.

**Attainment Level 2:** 26-50% Students succeeded in the year end examination.

**Attainment Level 3:** 51-75% Students succeeded in the year end examination.

**Attainment Level 4:** 75-100% Students succeeded in the year end examination.

Based on the above parameters the attainment level of Program Specific outcomes of the program offered by the college is as under

Sr. No.	Name of Course	No. of Students Appeared for Examination	No. of Students succeeded in the year end Examination	Passed Percentage	Course Outcome Attainment Level
1	B.A. I	104	25	24.04	1
2	B.A.II	67	18	26.87	2
3	B.A.III	79	38	48.10	2
4	B.Sc. I	130	65	50.00	2
5	B.Sc. II	105	45	42.86	2
6	B.Sc. III	87	45	51.72	3
7	M.Sc. I Computer Sci	20	04	20.00	1
8	M.Sc. II Computer Sci	20	16	80.00	4
9	M.Sc. I Environmental Sci.	18	12	66.67	3
10	M.Sc. II Environmental Sci.	22	15	68.18	3
11	M.Sc. I Industrial Chemistry	22	01	04.55	1
12	M.Sc. II Industrial Chemistry	18	11	61.11	3



**Principal (I/c)**  
**Arts, Commerce & Science College,**  
**Kiran Nagar, Amravati**

Smt. Narsamma Hirraya Shaikshanik Trusts  
**Arts, Commerce and Science College, Kiran Nagar, Amravati**

**Program Specific Outcome Attainment**

**2017-18**

**Introduction:**

Program Specific outcomes of various programs are measured through the performance in curricular and co-curricular activities of the students.

Depending on the nature of the program, some of the methods employed for measuring the attainment level of Program Specific Outcomes of the students are as below

- Performance of the students in the internal examinations
- Performance of students in university examinations
- Performance in the practical examinations
- Viva-Voce
- Projects
- Seminar
- Assignments
- Group discussion
- Study tours
- Participation in class activities

Beside this, students are assessed continuously based on their regularity, their receptiveness, participation in class discussions, participation in co-curricular activities and the overall quality of their conduct.

Based on the above parameters the Scale used to analyze the attainment of Program Specific outcomes is as under

- **Bachelor of Arts and Bachelor of Science with respect to performance in the year-end Examination**

**Attainment Level 1:** 0-25% Students succeeded in the year end examination.

**Attainment Level 2:** 26-50% Students succeeded in the year end examination.

**Attainment Level 3:** 51-75% Students succeeded in the year end examination.

**Attainment Level 4:** 75-100% Students succeeded in the year end examination.

Based on the above parameters the attainment level of Program Specific outcomes of the program offered by the college is as under

Sr. No.	Name of Course	No. of Students Appeared for Examination	No. of Students succeeded in the year end Examination	Passed Percentage	Course Outcome Attainment Level
1	B.A. I	89	34	38.20	2
2	B.A. II	66	18	27.77	2
3	B.A.III	43	17	39.53	2
4	B.Sc. I	135	96	71.11	3
5	B.Sc. II	107	50	46.73	2
6	B.Sc. III	88	54	61.36	3
7	M.Sc. I Computer Sci	19	16	84.21	4
8	M.Sc. II Computer Sci	20	11	55.00	3
9	M.Sc. I Environmental Sci.	21	17	80.95	4
10	M.Sc. II Environmental Sci.	14	13	92.80	4
11	M.Sc. I Industrial Chemistry	18	05	27.78	2
12	M.Sc. II Industrial Chemistry	14	04	28.57	2



**Principal (I/C)**  
**Arts, Commerce & Science College,**  
**Kiran Nagar, Amravati**

Smt. Narsamma Hirraya Shaikshanik Trusts  
**Arts, Commerce and Science College, Kiran Nagar, Amravati**  
**Program Specific Outcome Attainment**  
**2018-19**

**Introduction:**

Program Specific outcomes of various programs are measured through the performance in curricular and co-curricular activities of the students.

Depending on the nature of the program, some of the methods employed for measuring the attainment level of Program Specific Outcomes of the students are as below

- Performance of the students in the internal examinations
- Performance of students in university examinations
- Performance in the practical examinations
- Viva-Voce
- Projects
- Seminar
- Assignments
- Group discussion
- Study tours
- Participation in class activities

Beside this, students are assessed continuously based on their regularity, their receptiveness, participation in class discussions, participation in co-curricular activities and the overall quality of their conduct.

Based on the above parameters the Scale used to analyze the attainment of Program Specific Outcomes is as under

- **Bachelor of Arts and Bachelor of Science with respect to performance in the year- end Examination**

**Attainment Level 1:** 0-25% Students succeeded in the year end examination. **Attainment Level 2:** 26-50% Students succeeded in the year end examination. **Attainment Level 3:** 51-75% Students succeeded in the year end examination. **Attainment Level 4:** 75-100% Students succeeded in the year end examination.

Based on the above parameters the attainment level of Program Specific outcomes of the program offered by the college is as under

Sr. No.	Name of Course	No. of Students Appeared for Examination	No. of Students succeeded in the year end Examination	Passed Percentage	Course Outcome Attainment Level
1	B.A. I	79	05	06.32	1
2	B.A. II	65	26	40.00	2
3	B.A. III	74	30	40.54	2
4	B.Sc. I	113	33	29.20	2
5	B.Sc. II	119	52	43.70	2
6	B.Sc. III	92	60	65.22	3
7	B. Com	46	.3	.652	1
8	M.Sc. I Computer Sci	20	.6	30.00	2
9	M.Sc. II Computer Sci	19	11	57.89	3
10	M.Sc. I Environmental Sci.	19	13	68.42	3
11	M.Sc. II Environmental Sci.	18	16	88.89	4
12	M.Sc. I Chemistry	41	11	26.83	2
13	M.Sc. II Industrial Chemistry	14	09	64.29	3
14	M.Sc. Mathematics	39	16	41.03	2

  
 Principal  
 (Dr. R. P. Chaudanpat)  
 Arts, Commerce & Science College,  
 Kiran Nagar, Amravati

Smt. Narsamma Hirraya Shaikshanik Trusts  
**Smt. Narsamma Arts, Commerce and Science College,**  
**Kiran Nagar, Amravati**

**Program Specific Outcome Attainment**  
**2019-2020**

**Introduction:**

Program Specific outcomes of various programs are measured through the performance in curricular and co-curricular activities of the students.

Depending on the nature of the program, some of the methods employed for measuring the attainment level of Program Specific Outcomes of the students are as below

- Performance of the students in the internal examinations
- Performance of students in university examinations
- Performance in the practical examinations
- Viva-Voce
- Projects
- Seminar
- Assignments
- Group discussion
- Study tours
- Participation in class activities

Beside this, students are assessed continuously based on their regularity, their receptiveness, participation in class discussions, participation in co-curricular activities and the overall quality of their conduct.

Based on the above parameters the Scale used to analyze the attainment of Program Specific outcomes is as under

- **Bachelor of Arts and Bachelor of Science with respect to performance in the year-end Examination**

**Attainment Level 1:** 0-25% Students succeeded in the year end examination.


**Attainment Level 2:** 26-50% Students succeeded in the year end examination.

**Attainment Level 3:** 51-75% Students succeeded in the year end examination.

**Attainment Level 4:** 75-100% Students succeeded in the year end examination.

Based on the above parameters the attainment level of Program Specific outcomes of the program offered by the college is as under

Sr. No.	Name of Course	No. of Students Appeared for Examination	No. of Students succeeded in the year end Examination	Passed Percentage	Course Outcome Attainment Level
1	B.A. I	93	85	91.39	4
2	B.A. II	48	48	100	4
3	B.A.III	42	42	100	4
4	B.Sc. I	101	93	92.07	4
5	B.Sc. II	99	98	98.99	4
6	B.Sc. III	113	113	100	4
7	B. Com I	55	55	100	4
8	B. Com II	21	21	100	4
9	M.Sc. I Computer Sci	20	20	100	4
10	M.Sc. II Computer Sci	16	16	100	4
11	M.Sc. I Environmental Sci.	19	19	100	4
12	M.Sc. II Environmental Sci.	20	20	100	4
13	M.Sc. I Chemistry	41	41	100	4
14	M.Sc. II Chemistry	38	38	100	4
15	M.Sc. I Mathematics	44	44	100	4
16	M.Sc. II Mathematics	30	30	100	4

  
 Principal  
 (Dr. R. P. Chaudhary)  
 Arts, Commerce & Science College,  
 Kiran Nagar, Amravati

Smt. NarsammaHirrayaShaikshanik Trusts  
**Arts, Commerce and Science College, Kiran Nagar, Amravati**

**Course Outcome Attainment**

**2014-15**

**Introduction:**

Courseoutcomes of Various Coursesare measured through the performance incurricular and co-curricular activities of the students.

Depending on the nature of the course taken,some of the methods employed for measuring the attainment level of Course Outcomes of the students are as below

- Performance of the students in the internal examinations
- Performance of students in university examinations
- Performance in the practical examinations
- Viva-Voce
- Projects
- Seminar
- Assignments
- Group discussion
- Study tours
- Participation in class activities

Beside this, students are assessed continuously based on their regularity, their receptiveness, participation in class discussions, participation in co-curricular activities and the overall quality of their conduct.

Based on the above parameters the Scale used to analyze the attainment of Course outcomes is as under

➤ **Bachelor of Arts and Bachelor of Science with respect to Final Year passing percentage of Students in Respective Courses**

**Attainment Level 1:** 0-25% Students successfully completed the respective course at final year.

**Attainment Level 2:** 26-50% Students successfully completed the respective course at final year.

**Attainment Level 3:**51-75% Students successfully completed the respective course at final year.

**Attainment Level4:**75-100% Students successfully completed the respective course at final year.

Based on the above parameters the attainment level of course outcomes of the courses taught in the college is as under

#### Arts Faculty

Sr. No.	Name of Course	No. of Students Appeared for Examination	No. of Students Successfully Completed the Course	Passed Percentage	Course Outcome Attainment Level
1	Marathi	60	57	95.00	4
2	English	60	33	55.00	3
3	Marathi Literature	21	18	85.71	4
4	English Literature	28	20	71.43	3
5	History	27	21	77.78	4
6	Political Science	52	28	53.85	3
7	Sociology	38	34	89.47	4
8	Economics	13	11	84.62	4

#### Science Faculty

Sr. No.	Name of Course	No. of Students Appeared for Examination	No. of Students Successfully Completed the Course	Passed Percentage	Course Outcome Attainment Level
1	Botany	24	14	58.33	3
2	Chemistry	39	30	76.92	4
3	Computer Science	35	28	80.00	4
4	Environmental Sci.	26	24	92.31	4
5	Industrial Chemistry	12	08	66.67	3
6	Mathematics	28	27	96.43	4
7	Physics	27	24	88.89	4

  
**Principal**  
**Arts, Commerce & Science College**  
**Kiran Nagar, Amravati**

Smt. NarsammaHirrayaShaikshanik Trusts  
**Arts, Commerce and Science College, Kiran Nagar, Amravati**

**Course Outcome Attainment**

**2015-16**

**Introduction:**

Course outcomes of Various Courses are measured through the performance incurricular and co-curricular activities of the students.

Depending on the nature of the course taken, some of the methods employed for measuring the attainment level of Course Outcomes of the students are as below

- Performance of the students in the internal examinations
- Performance of students in university examinations
- Performance in the practical examinations
- Viva-Voce
- Projects
- Seminar
- Assignments
- Group discussion
- Study tours
- Participation in class activities

Beside this, students are assessed continuously based on their regularity, their receptiveness, participation in class discussions, participation in co-curricular activities and the overall quality of their conduct.

Based on the above parameters the Scale used to analyze the attainment of Course outcomes is as under

- **Bachelor of Arts and Bachelor of Science with respect to Final Year passing percentage of Students in Respective Courses**

**Attainment Level 1:** 0-25% Students successfully completed the respective course at final year.

**Attainment Level 2:** 26-50%Students successfully completed the respective course at final year.

**Attainment Level 3:**51-75%Students successfully completed the respective course at final year.

**Attainment Level 4:**75-100%Students successfully completed the respective course at final year.

Based on the above parameters the attainment level of course outcomes of the courses taught in the college is as under

**Arts Faculty Courses:**

Sr. No.	Name of Course	No. of Students Appeared for Examination	No. of Students Successfully Completed the Course	Passed Percentage	Course Outcome Attainment Level
1	Marathi	67	66	98.51	4
2	English	68	56	82.35	4
3	Marathi Literature	32	32	100.00	4
4	English Literature	27	12	44.44	2
5	History	18	15	83.33	4
6	Political Science	61	43	70.49	3
7	Sociology	38	28	73.68	3
8	Economics	28	27	96.43	4

**Science Faculty**

Sr. No.	Name of Course	No. of Students Appeared for Examination	No. of Students Successfully Completed the Course	Passed Percentage	Course Outcome Attainment Level
1	Botany	27	26	95.30	4
2	Chemistry	30	27	90.00	4
3	Computer Science	53	37	69.81	3
4	Environmental Sci.	27	26	96.30	4
5	Industrial Chemistry	31	25	80.69	4
6	Mathematics	34	23	67.69	3
7	Physics	44	31	70.49	3

**Principal (I/c)**  
Arts, Commerce & Science College,  
Kiran Nagar, Amravati

Smt. NarsammaHirrayaShaikshanik Trusts  
**Arts, Commerce and Science College, Kiran Nagar, Amravati**

**Course Outcome Attainment**

**2016-17**

**Introduction:**

Course outcomes of Various Courses are measured through the performance incurricular and co-curricular activities of the students.

Depending on the nature of the course taken, some of the methods employed for measuring the attainment level of Course Outcomes of the students are as below

- Performance of the students in the internal examinations
- Performance of students in university examinations
- Performance in the practical examinations
- Viva-Voce
- Projects
- Seminar
- Assignments
- Group discussion
- Study tours
- Participation in class activities

Beside this, students are assessed continuously based on their regularity, their receptiveness, participation in class discussions, participation in co-curricular activities and the overall quality of their conduct.

Based on the above parameters the Scale used to analyze the attainment of Course outcomes is as under

- **Bachelor of Arts and Bachelor of Science with respect to Final Year passing percentage of Students in Respective Courses**

**Attainment Level 1:** 0-25% Students successfully completed the respective course at final year.

**Attainment Level 2:** 26-50% Students successfully completed the respective course at final year.

**Attainment Level 3:** 51-75% Students successfully completed the respective course at final year.

**Attainment Level 4:** 75-100% Students successfully completed the respective course at final year.

Based on the above parameters the attainment level of course outcomes of the courses taught in the college is as under

**Arts Faculty Courses:**

Sr. No.	Name of Course	No. of Students Appeared for Examination	No. of Students Successfully Completed the Course	Passed Percentage	Course Outcome Attainment Level
1	Marathi	79	73	92.41	4
2	English	79	42	53.16	3
3	Marathi Literature	41	37	90.24	4
4	English Literature	23	19	62.61	3
5	History	25	18	69.23	3
6	Political Science	66	50	75.36	4
7	Sociology	45	32	71.11	3
8	Economics	36	30	83.33	4

**Science Faculty**

Sr. No.	Name of Course	No. of Students Appeared for Examination	No. of Students Successfully Completed the Course	Passed Percentage	Course Outcome Attainment Level
1	Botany	38	24	62.16	3
2	Chemistry	51	34	66.67	3
3	Computer Science	41	30	73.17	3
4	Environmental Sci.	38	32	84.21	4
5	Industrial Chemistry	22	12	54.55	3
6	Mathematics	37	36	97.30	4
7	Physics	34	22	64.71	3



**Principal (I/c)**  
Arts, Commerce & Science College,  
Kiran Nagar, Amravati

Smt. NarsammaHirrayaShaikshanik Trusts  
**Arts, Commerce and Science College, Kiran Nagar, Amravati**

**Course Outcome Attainment**

**2017-18**

**Introduction:**

Course outcomes of Various Courses are measured through the performance incurricular and co-curricular activities of the students.

Depending on the nature of the course taken,some of the methods employed for measuring the attainment level of Course Outcomes of the students are as below

- Performance of the students in the internal examinations
- Performance of students in university examinations
- Performance in the practical examinations
- Viva-Voce
- Projects
- Seminar
- Assignments
- Group discussion
- Study tours
- Participation in class activities

Beside this, students are assessed continuously based on their regularity, their receptiveness, participation in class discussions, participation in co-curricular activities and the overall quality of their conduct.

Based on the above parameters the Scale used to analyze the attainment of Course outcomes is as under

- **Bachelor of Arts and Bachelor of Science with respect to Final Year passing percentage of Students in Respective Courses**

**Attainment Level 1:** 0-25% Students successfully completed the respective course at final year.

**Attainment Level 2:** 26-50%Students successfully completed the respective course at final year.

**Attainment Level 3:**51-75%Students successfully completed the respective course at final year.

**Attainment Level 4:**75-100%Students successfully completed the respective course at final year.

Based on the above parameters the attainment level of course outcomes of the courses taught in the college is as under

**Arts Faculty Courses:**

Sr. No.	Name of Course	No. of Students Appeared for Examination	No. of Students Successfully Completed the Course	Passed Percentage	Course Outcome Attainment Level
1	Marathi	43	36	90.70	4
2	English	43	29	67.44	3
3	Marathi Literature	19	16	84.21	4
4	English Literature	17	9	52.94	3
5	History	18	15	83.33	4
6	Political Science	40	24	60.00	3
7	Sociology	25	19	76.00	4
8	Economics	10	10	100.00	4

**Science Faculty**

Sr. No.	Name of Course	No. of Students Appeared for Examination	No. of Students Successfully Completed the Course	Passed Percentage	Course Outcome Attainment Level
1	Botany	35	24	68.57	3
2	Chemistry	46	31	67.39	3
3	Computer Science	42	30	71.43	3
4	Environmental Sci.	35	31	88.57	4
5	Industrial Chemistry	23	21	91.30	4
6	Mathematics	46	42	91.30	4
7	Physics	37	29	78.38	4



**Principal (I/c)**  
Arts, Commerce & Science College,  
Kiran Nagar, Amravati

Smt. NarsammaHirrayaShaikshanik Trusts  
**Arts, Commerce and Science College, Kiran Nagar, Amravati**

**Course Outcome Attainment**

**2018-19**

**Introduction:**

Course outcomes of Various Courses are measured through the performance incurricular and co-curricular activities of the students.

Depending on the nature of the course taken, some of the methods employed for measuring the attainment level of Course Outcomes of the students are as below

- Performance of the students in the internal examinations
- Performance of students in university examinations
- Performance in the practical examinations
- Viva-Voce
- Projects
- Seminar
- Assignments
- Group discussion
- Study tours
- Participation in class activities

Beside this, students are assessed continuously based on their regularity, their receptiveness, participation in class discussions, participation in co-curricular activities and the overall quality of their conduct.

Based on the above parameters the Scale used to analyze the attainment of Course outcomes is as under

- **Bachelor of Arts and Bachelor of Science with respect to Final Year passing percentage of Students in Respective Courses**

**Attainment Level 1:** 0-25% Students successfully completed the respective course at final year.

**Attainment Level 2:** 26-50% Students successfully completed the respective course at final year.

**Attainment Level 3:** 51-75% Students successfully completed the respective course at final year.

**Attainment Level 4:** 75-100% Students successfully completed the respective course at final year.

Based on the above parameters the attainment level of course outcomes of the courses taught in the college is as under

**Arts Faculty Courses:**

Sr. No.	Name of Course	No. of Students Appeared for Examination	No. of Students Successfully Completed the Course	Passed Percentage	Course Outcome Attainment Level
1	Marathi	74	67	90.54	4
2	English	74	39	52.70	3
3	Marathi Literature	52	36	69.23	3
4	English Literature	13	07	46.15	2
5	History	42	27	64.29	3
6	Political Science	57	43	75.44	4
7	Sociology	40	32	80.00	4
8	Economics	18	14	77.78	4

**Science Faculty**

Sr. No.	Name of Course	No. of Students Appeared for Examination	No. of Students Successfully Completed the Course	Passed Percentage	Course Outcome Attainment Level
1	Botany	48	29	60.42	3
2	Chemistry	61	40	65.57	3
3	Computer Science	34	27	79.41	4
4	Environmental Sci.	48	43	89.58	4
5	Industrial Chemistry	21	21	100.00	4
6	Mathematics	34	32	94.12	4
7	Physics	30	25	83.33	4

Principal  
(Dr. R. P. Chaudhary)  
Arts, Commerce & Science College,  
Kiran Nagar, Amravati

Smt. NarsammaHirrayaShaikshanik Trusts  
**Smt. Narsamma Arts, Commerce and Science College,**  
**Kiran Nagar, Amravati**

**Course Outcome Attainment**  
**2019-2020**

**Introduction:**

Course outcomes of Various Courses are measured through the performance incurricular and co-curricular activities of the students.

Depending on the nature of the course taken, some of the methods employed for measuring the attainment level of Course Outcomes of the students are as below

- Performance of the students in the internal examinations
- Performance of students in university examinations
- Performance in the practical examinations
- Viva-Voce
- Projects
- Seminar
- Assignments
- Group discussion
- Study tours
- Participation in class activities

Beside this, students are assessed continuously based on their regularity, their receptiveness, participation in class discussions, participation in co-curricular activities and the overall quality of their conduct.

Based on the above parameters the Scale used to analyze the attainment of Course outcomes is as under

- **Bachelor of Arts and Bachelor of Science with respect to Final Year passing percentage of Students in Respective Courses**

**Attainment Level 1:** 0-25% Students successfully completed the respective course at final year.

**Attainment Level 2:** 26-50% Students successfully completed the respective course at final year.

**Attainment Level 3:** 51-75% Students successfully completed the respective course at final year.

**Attainment Level 4:** 75-100% Students successfully completed the respective course at final year.


Based on the above parameters the attainment level of course outcomes of the courses taught in the college is as under

**Arts Faculty Courses:**

Sr. No.	Name of Course	No. of Students Appeared for Examination	No. of Students Successfully Completed the Course	Passed Percentage	Course Outcome Attainment Level
1	Marathi	42	42	100	4
2	English	42	42	100	4
3	Marathi Literature	19	19	100	4
4	English Literature	13	13	100	4
5	History	22	22	100	4
6	Political Science	36	36	100	4
7	Sociology	22	22	100	4
8	Economics	14	14	100	4

**Science Faculty**

Sr. No.	Name of Course	No. of Students Appeared for Examination	No. of Students Successfully Completed the Course	Passed Percentage	Course Outcome Attainment Level
1	Botany	58	58	100	4
2	Chemistry	70	70	100	4
3	Computer Science	44	44	100	4
4	Environmental Sci.	58	58	100	4
5	Industrial Chemistry	31	31	100	4
6	Mathematics	42	42	100	4
7	Physics	36	36	100	4

  
 Principal  
 (Dr. R. P. Chaudhary)  
 Arts, Commerce & Science College,  
 Kiran Nagar, Amravati